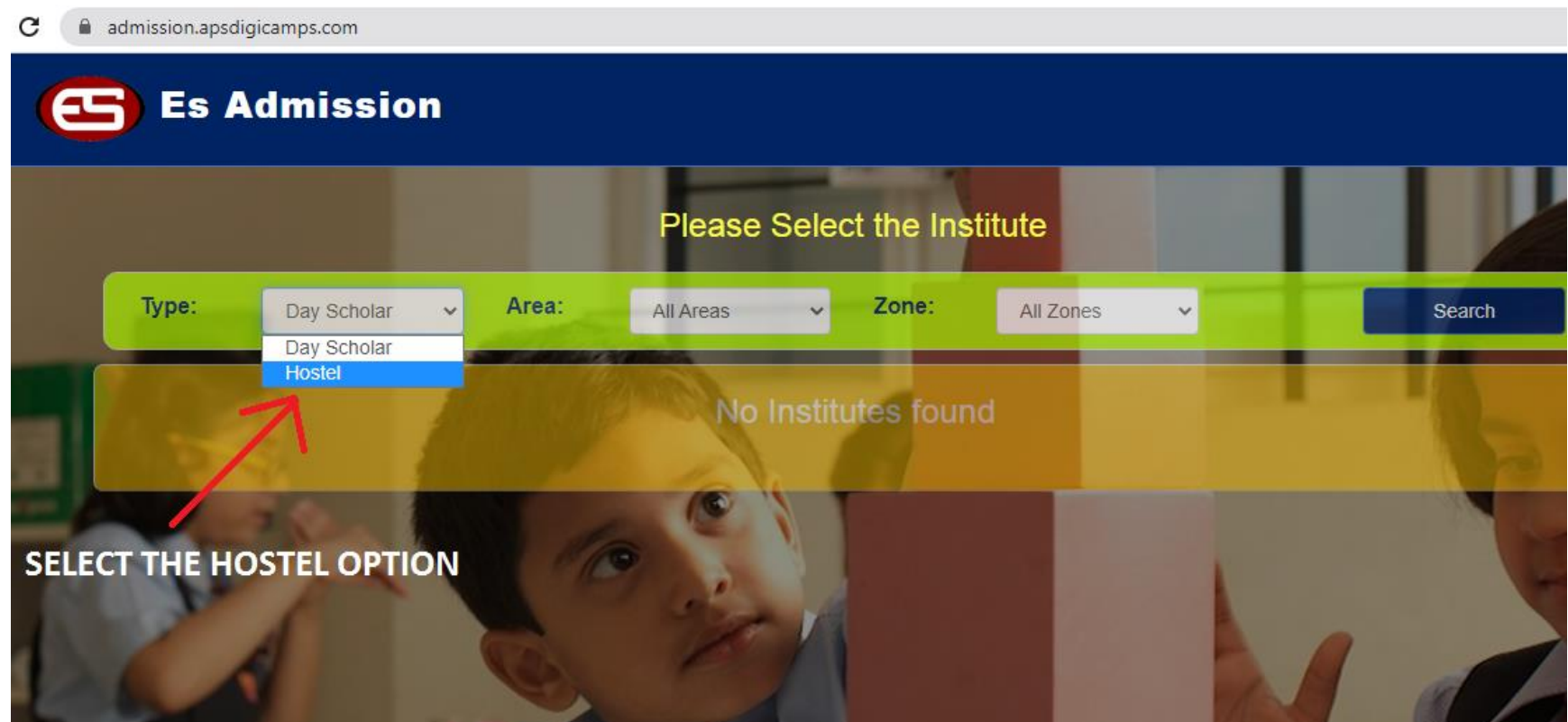


Steps for the Admission Process in Army Public School Beas (For Hostel Admissions Only)

Open the link given below:

<https://admission.apsdigicamps.com/>

Select the Hostel Option in the Type Dropdown as shown in figure below:



Now Select Noida in the Area Dropdown as shown below:

Please Select the Institute

Type: Area: Zone:

No Institutes found

SELECT NOIDA HERE

Then click on Search. Then you will find Aps Noida in the Search Results


admission.apsdigicamps.com

ES Es Admission Login

Please Select the Institute

Type: Day Scholar Area: Noida Zone: Noida Search

Army Public School, Noida



Proceed

The image shows a web browser window with the URL 'admission.apsdigicamps.com'. The page has a dark blue header with the 'Es Admission' logo and a 'Login' link. Below the header, there is a search form with the title 'Please Select the Institute'. The form contains three dropdown menus: 'Type' set to 'Day Scholar', 'Area' set to 'Noida', and 'Zone' set to 'Noida'. A blue 'Search' button is to the right. A dropdown menu is open, showing a yellow card for 'Army Public School, Noida'. The card includes the school's logo and a blue 'Proceed' button. A red circle highlights the 'Proceed' button.

Click the Proceed Button. After that you can select your particular class from the list.



HOME

Admin Login

FOR HIGHER CLASSES CLICK ON SECONDARY AND HIGHER SECONDARY TABS



Current Openings




PRIMARY

SECONDARY

HIGHER SECONDARY

» CLASS V (2022)
(Last date is: 15-01-2022 , 12:00 PM)



AFTER THAT SELECT YOUR CLASS
FROM HERE IN WHICH YOU
WANT TO TAKE ADMISSION

Then the following options will be visible on the screen. Then click on “Apply Now”.



Common Entrance Test (CET 2022-23)

CLASS V

Steps for Application



CLICK ON APPLY NOW

Apply Now

Already Registered

Application Print

Advertisement

Download Admit Card

For best view, Please use Google Chrome or Mozilla Firefox.


After clicking on the Apply Now link this Form will be visible



Common Entrance Test (CET 2022-23)

CLASS V

Registration

* First Name :	<input type="text" value="FIRST NAME"/>	
Middle Name :	<input type="text" value="MIDDLE NAME"/>	
Last Name :	<input type="text" value="LAST NAME"/>	
* Mobile No :	<input type="text" value="Enter Your Mobile No"/>	10 digits (e.g. 9876543217)
* Email :	<input type="text" value="Enter Your Email"/>	
* Date of Birth :	<input type="text" value="Pick Date"/>	dd-mm-yyyy (e.g. 20-02-2000)
		
Enter Above Security Code :	<input type="text"/>	

Submit

Fill all the details correctly. Then Click Submit after verifying your details. Then a new form will open. In which you have to fill your family, qualification and other details. Then at point no 6. You have to select your Admission Preferences. Select Army Public School Beas In Preference 1 Dropdown as shown below:



6. Preference For Admission

Preference 1

Select

Select

7 Army Public School, Dagshai

Gen BC Joshi APS Pithoragarh.

7 Army Public School Beas.

Army Public School, Nehru Road, Lucknow.

Army Public School, Noida

Army Public School Dhaula Kuan.

**SELECT PREFERENCE 1 as
Army Public School Beas**

Preference 2

Select

Then you can similarly fill the Preference 2.

Then at Point no 7 you have to select the center choice, where you want to appear for the Examination. Then choose the Appropriate Center Option of your choice or whichever is nearest.



Common Entrance Test (CET 2022-23)

5. Documents

Select Center Choice

Army Public School, Dagshai, Distt-Solan(HP)-173210.
Army Public School, Chandimandir(Haryana) – 134107.
Army Public School, Dhaula Kuan – 110010.
Army Public School, Hissar Cantt (Haryana) – 125006.
Army Public School, Nehru Road, Lucknow Cantt – 226002.
6 Army Public School, Ballygunge Maidan Camp, Kolkata – 700019.
Army Public School, Military Station, Jaipur (Rajasthan)-302012.
Army Public School, Jammu Cantt, Near Peer Baba (J&K)-180003.
Army Public School, Narangi, PO-Satgaon, Guwahati(Assam) – 781027.
Army Public School, Beas, PO-Dhilwan, Distt-Kapurthala(Punjab)-144804.
Army Public School, Bhopal, Neori Hills, PO Moti Lal Nehru Nagar, Bhopal– 462038.
Army Public School, Pune, Near Ghorpadi Market, Opp Bank of Maharashtra, Ghorpadi, Pune – 411001.
Army Public School, Clement Town, Dehradun (Uttarakhand)-248001.
Army Public School, Jodhpur, Near FOL Depot, Ajmer Road (Rajasthan) – 342010.
7 Army Public School, Bangalore, Abdul Hamid Barracks, Kamaraj Road (Karnataka)-560042.
Army Public School, Secunderabad, Bolarum, Jai Jawahar Nagar (AP)-500087.
Army Public School, Ahmedabad, Shahi Baug Road Cantt, Near Hanuman Temple (Gujarat)-380004.
Gen BC Joshi APS, Pithoragarh (UK).
Army Public School , Sector 37, Arun Vihar, NOIDA (UP) – 201 303.

Select Center Choice

After filling and submitting all the details you have to upload your Photograph, Birth Certificate and Signatures.



CLASS V

Document Upload

[HELP!](#)

Sl.No	Document Type	Browse	Preview
1	Self Photo	<input type="button" value="Choose File"/> No file chosen File-Type: jpg, jpeg, png File-Size: 300kb Max Dimension: 600*750 pixels	
2	Birth Certificate	<input type="button" value="Choose File"/> No file chosen File-Type: jpg, jpeg, png File-Size: 300kb Max Dimension: 600*750 pixels	
3	Self Signature	<input type="button" value="Choose File"/> No file chosen File-Type: jpg, jpeg, png File-Size: 300kb Max Dimension: 600*750 pixels	

At the end you have to pay the online fees. The fees may vary depending upon the Class. The fee shown below is for Class V admissions.



CLASS V

[Preview / Modify](#)

Payment

HELP!

Amount :

2500

Payment Mode :

Online

[Proceed for Online Payment](#)

After Submitting the fees. Download the generated pdf and keep a printout of that pdf along with you. That printout will be required at the exam center on the day of examination.

**Thanks and Regards
Army Public School Beas**

All Done Cheers.. !!